

# **Devon Authorities Strategic Waste Committee**

Local Authority Collected Waste –  
the Devon and National picture

**Wendy Barratt**

County Waste Manager

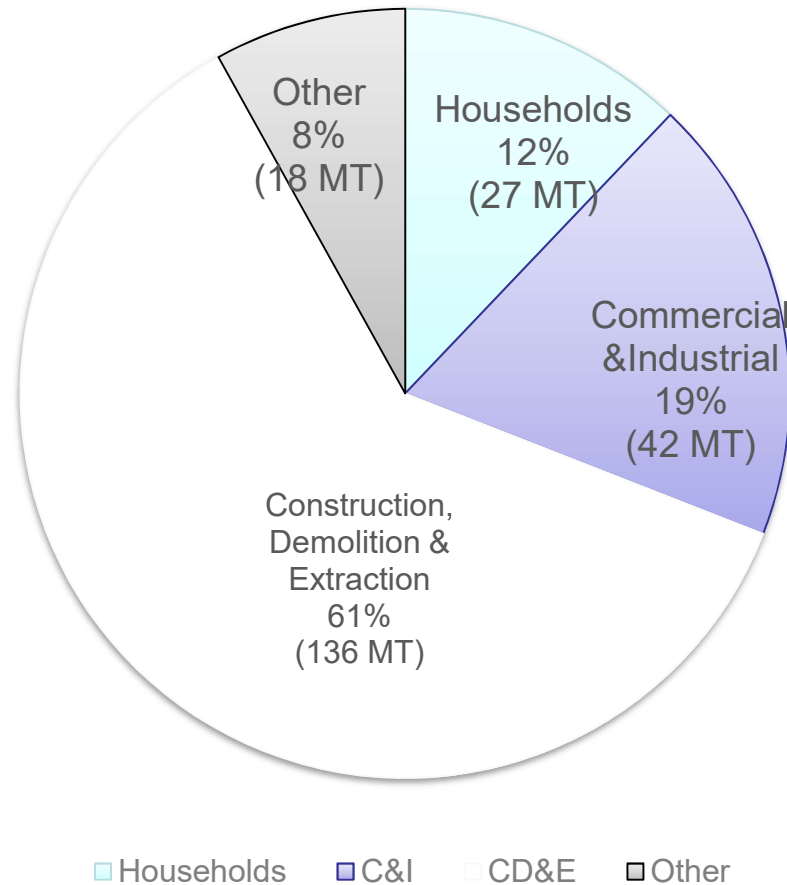
Devon County Council

Devon Authorities Strategic Waste Committee

# What is Waste?

- Waste is defined in law as something which a holder discards, intends to discard or is required to discard.
- The legal definition of waste in the UK is derived from the EU Waste Framework Directive.
- Even if the substance or article is given to someone else to be reused or recycled, it is still legally considered to be waste if it is no longer required by the person who produced it.

# Total UK waste in 2016 (223 Million Tonnes)



# What is Local Authority Collected Waste?



- Waste from householders
- Waste from businesses similar to household type waste collected by District Councils & Torbay (Waste Collection Authorities)
- Fly tipped waste on public land
- Street sweepings & litter
- Beach cleansing/municipal parks and gardens

# Devon Waste Statistics 2017/18

Devon County Council is the Waste Disposal & Planning Authority serving 8 District Councils who are Waste Collection Authorities.

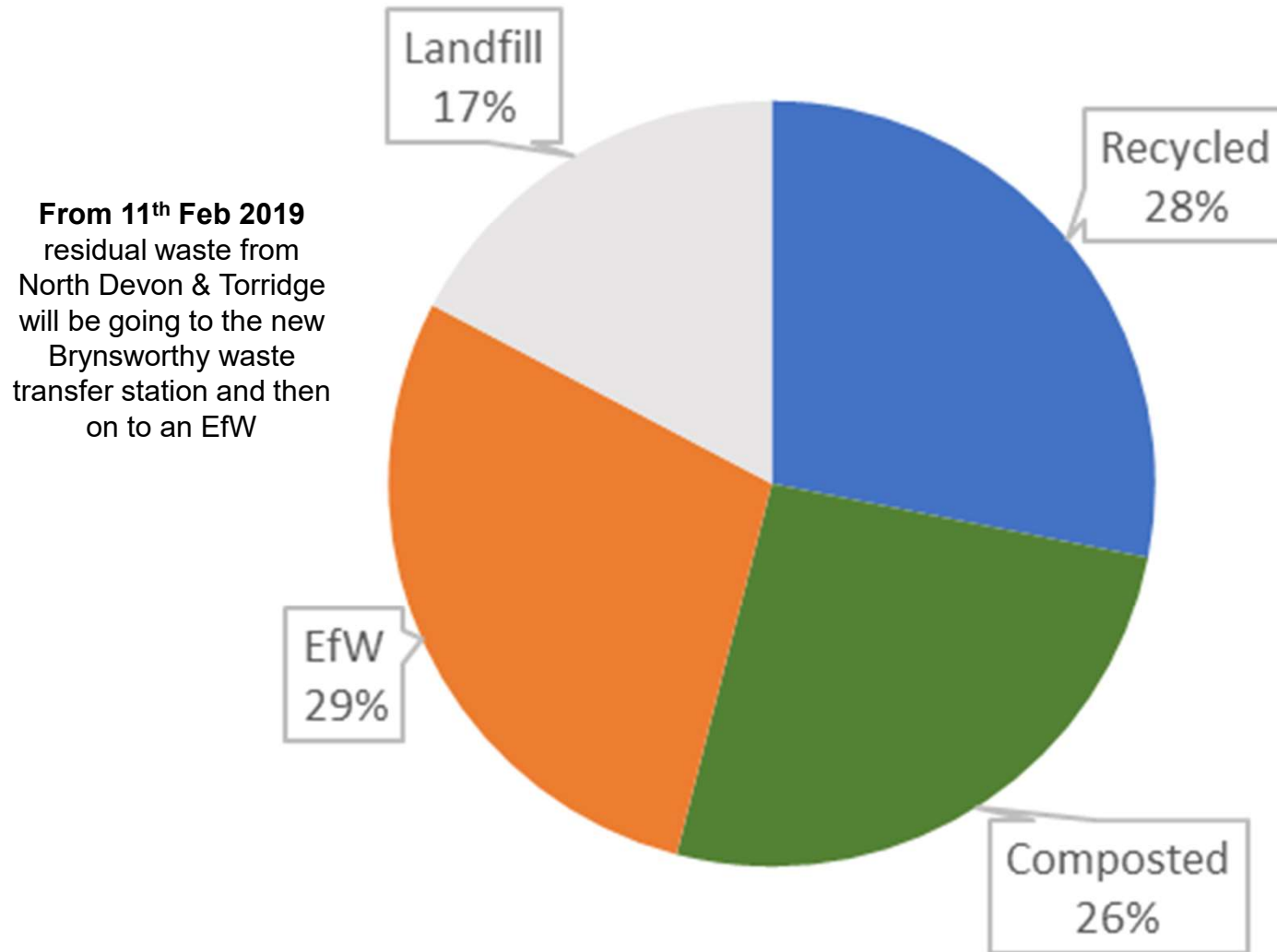
Population	787,171
Households	367,430
LACW (Local Authority Collected Waste)	372,570 tonnes
Recycling rate	54%
Residual waste	175,588 tonnes
Recycling centres	19
Closed landfill sites	58
DCC Waste revenue budget	£38 million (2018/19)
Combined District Authority Budgets	£34m

# Torbay Waste Statistics 2017/18

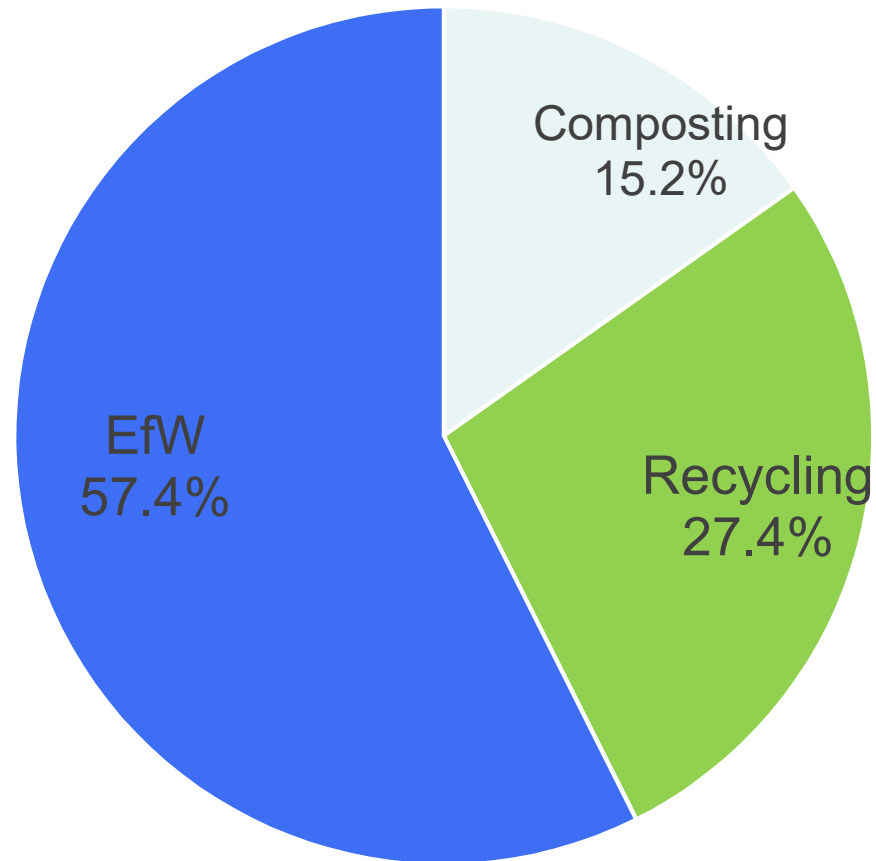
Torbay Council as a unitary authority has responsibility for waste collection and disposal in its area, as well as waste planning.

Population	133,883
Households	67,000
LACW (Local Authority Collected Waste)	67,237 tonnes
Recycling rate	42.6%
Residual waste	39,262 tonnes
Recycling centres	1
Budget	£13m

# Household Waste by Treatment Method in Devon 2017/18



# Household Waste by Treatment Method in Torbay 2017/18



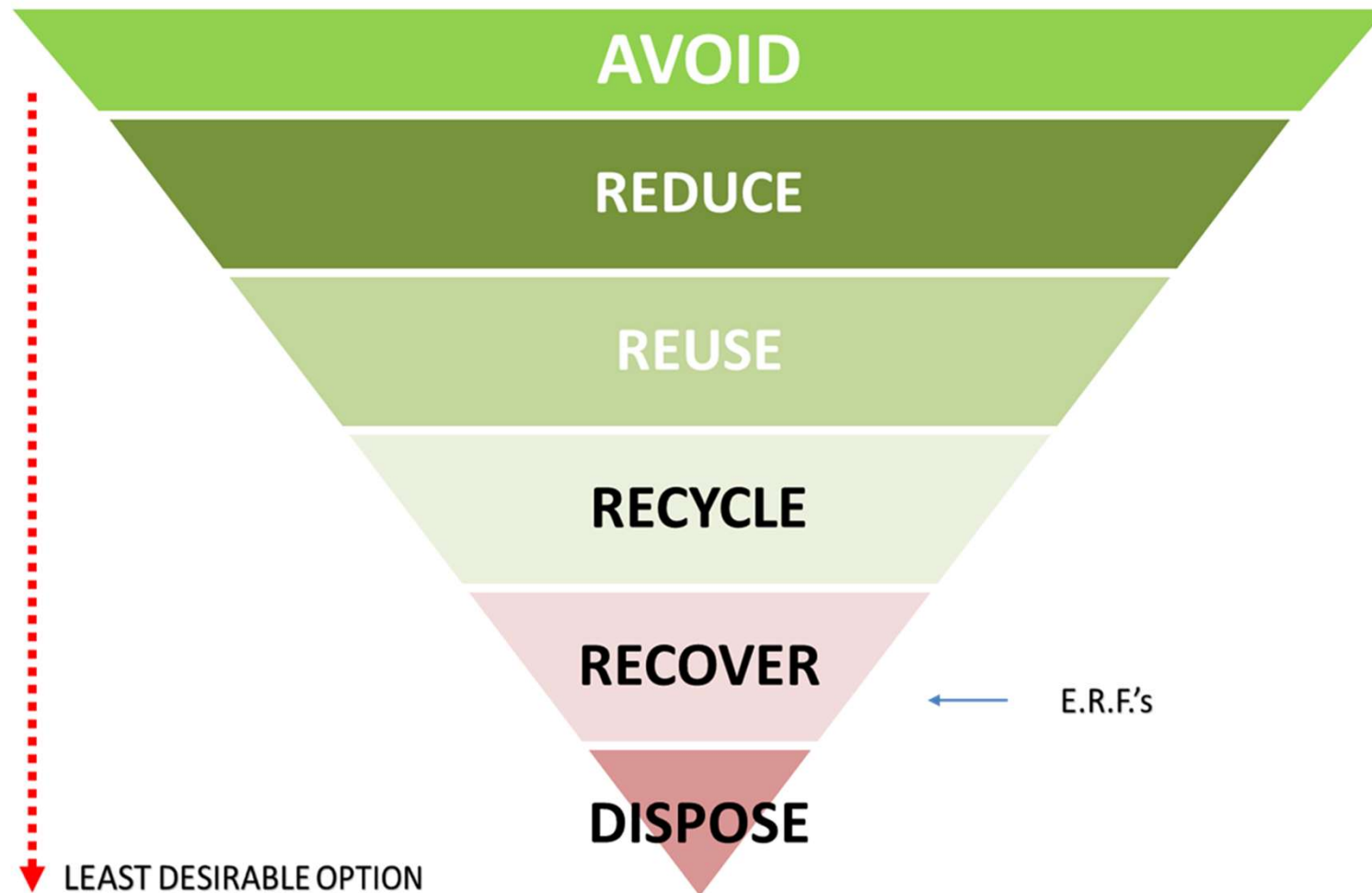
Composting Recycling EfW



# Drivers for Change

- EU Landfill Directive
  - Banning of certain materials
  - Diversion of biodegradable waste
  - Waste & Emissions Trading Act (WET) 2003 and Landfill Allowance Trading Scheme (LATS) 2004
- Landfill Tax Escalator
  - £7/t in 1996 & £8/t escalator until 2014
  - £91.35/t from 1<sup>st</sup> April 2019
- Environmental
  - Landfilling is unsustainable
  - Landfills contribute to Climate Change
  - Resource depletion
- Waste Hierarchy
- Devon Resources & Waste Strategy
- Government Resources & Waste Strategy

# Demand Management – The Waste Hierarchy



# Headline Statistics

Recycling Rate	2017/18	
Devon	54.0%	(-1.7%)
Torbay	42.6%	(+1.1%)

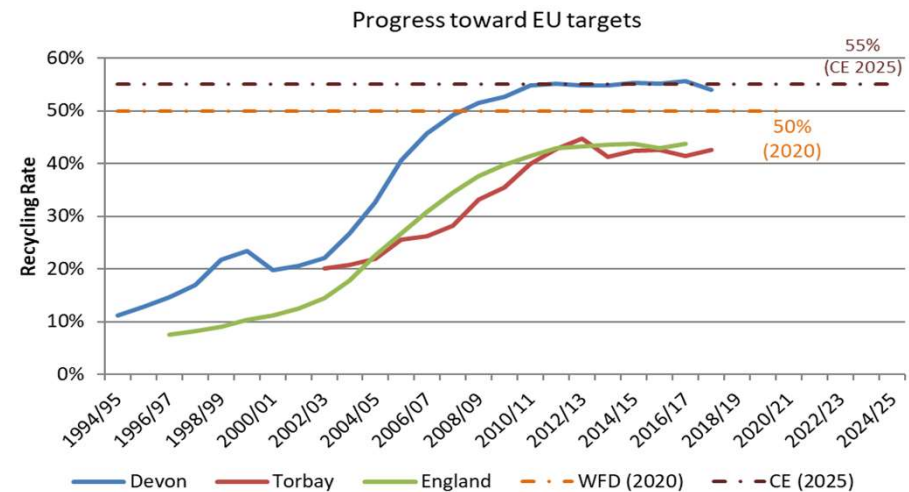
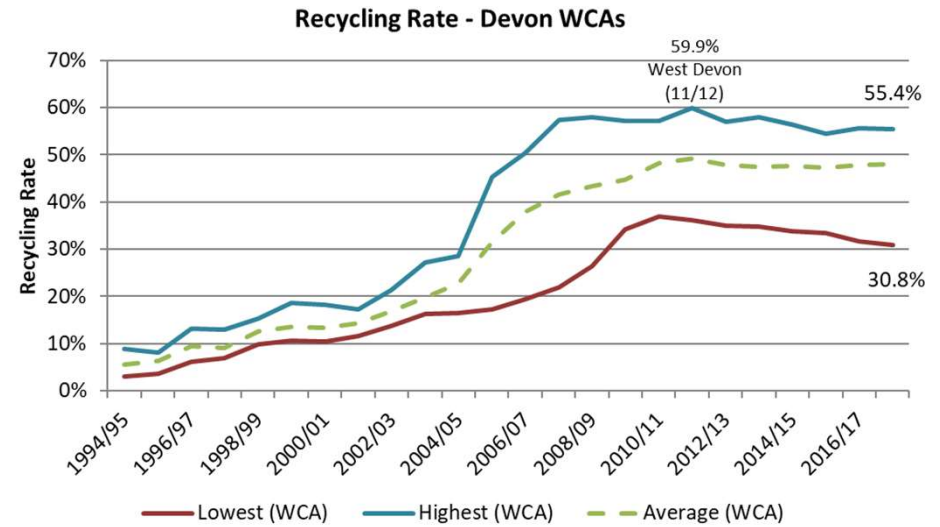


Ratio	
Dry: 52% (Devon), 64% (Torbay)	Organic: 48% (Devon), 36% (Torbay)
Household Waste	Growth
Devon	-1.3% (-4,576t)
Torbay	+0.5% (+268t)

## WCA Headlines:

Highest Performing – *Teignbridge* (55.4%)

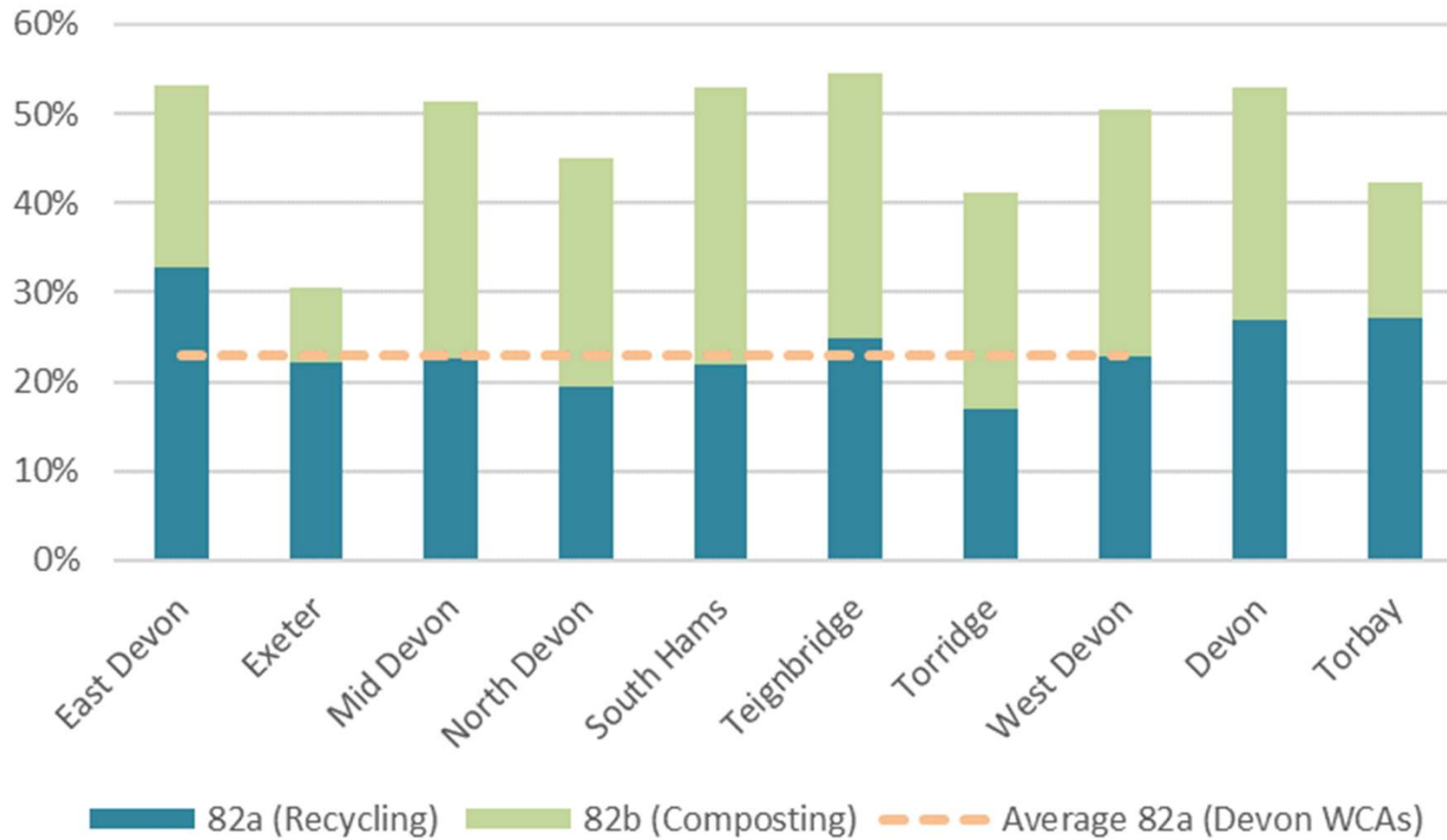
Greatest Improvement – *East Devon* (+8.1%)



## Recycling Rates 2017/18

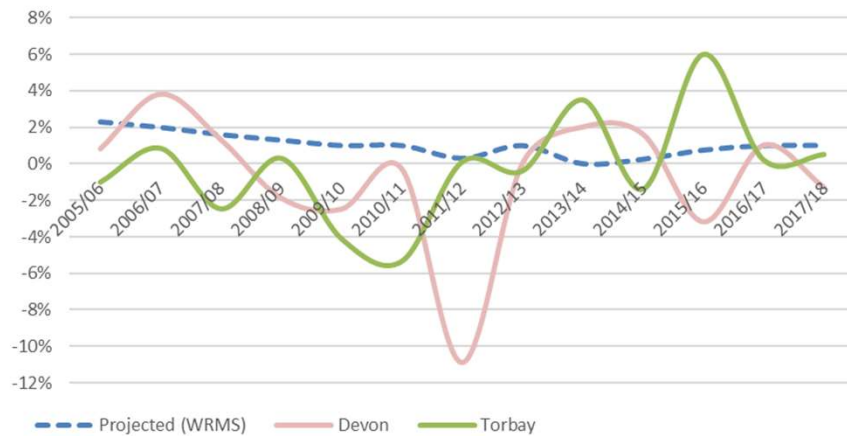
<b>Recycling rates</b>	<b>2017/18</b>	<b>Change (%)</b>
East Devon	54.2%	+8.1%
Exeter	30.8%	-0.8%
Mid Devon	51.8%	-1.6%
North Devon	45.5%	+1.0%
South Hams	53.9%	-0.8%
Teignbridge	55.4%	-0.3%
Torridge	41.2%	-0.1%
West Devon	51.2%	-2.6%
Devon	54.0%	-1.7%
Torbay	42.6%	+1.1%

# Best Value Performance Indicators (BVPI)

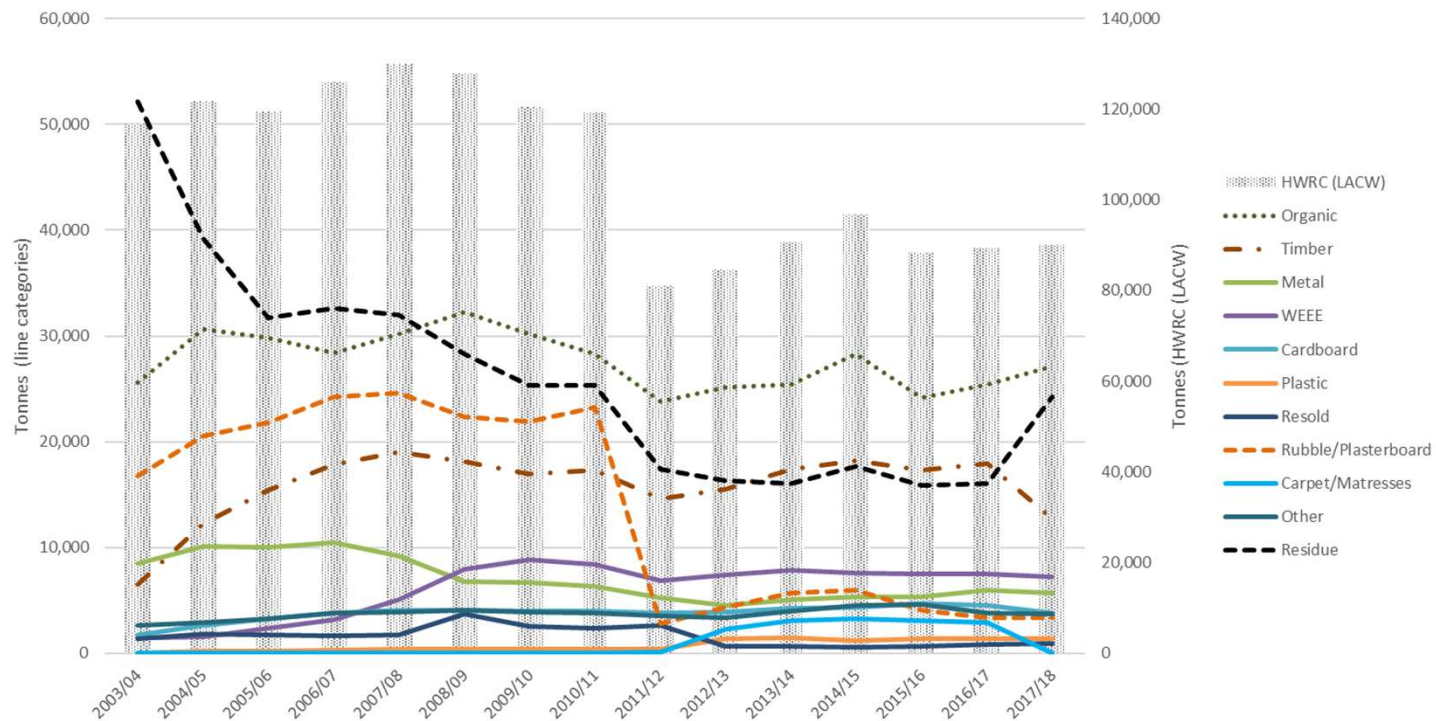


82a – % household waste **recycled** (excl. reuse)  
82b - % household waste **composted** (incl. AD)

# Waste Growth



2017/18	Growth (Household waste)
WCAs	- 1.9%
HWRC	+ 0.7%
Devon	- 1.3%
Torbay	+ 0.5%
<b>Dwelling Stock (Devon)</b>	<b>+ 1.1%</b>



# Recent Findings

## Progress toward the 'Aligned Option'

Version: August 2018

								
	Area	✓	Waste Type	Frequency	Waste Type	Frequency	Waste Type	Frequency
<b>East Devon</b> ✓	✓	Food Waste (Weekly)	✓	Garden Waste (£/fortnightly)	✓	Dry Recycling (Weekly)	✓	Residue (fortnightly) ✓ (3)
Exeter		(X)	✓	✓	(f)	✓	✓	
Mid Devon		✓	✓	✓	(f)	✓	✓	
<b>North Devon</b> ✓	✓	✓	✓	✓	✓	✓	✓	
South Hams		(m/f)	(m/f)	(m/f)	(f)	✓	✓	
<b>Teignbridge</b> ✓	✓	✓	✓	✓	✓	✓	✓	
<b>Torridge</b> ✓	✓	✓	✓	✓	✓	✓	✓	
<b>West Devon</b> ✓	✓	✓	✓	✓	✓	✓	✓	
<b>Torbay</b> ✓	✓	✓	(£/O)	✓	✓	✓	✓	

YELLOW = aligned option / £ = charged service / m = mixed collection / f = fortnightly / 3 = 3wkly / X = N/A / O = Other

Devon Authorities Strategic Waste Committee

Devon Authorities Strategic Waste Committee

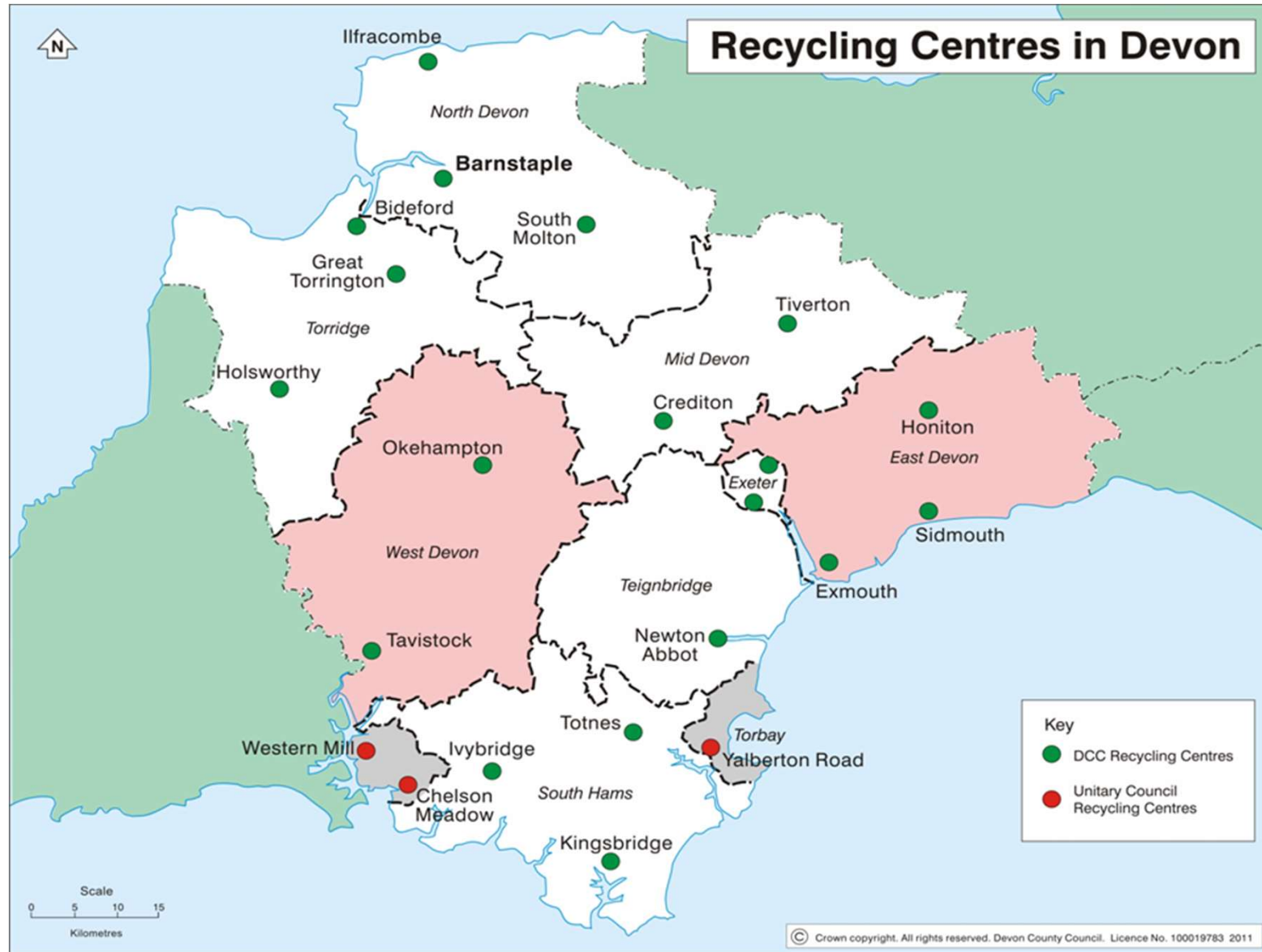
# Recycling Centres in Devon

- 19 sites
- Operated under contract by Suez and Devon Waste Management Ltd
- £18m capital investment over last 10 years
- Over 75% diversion from disposal



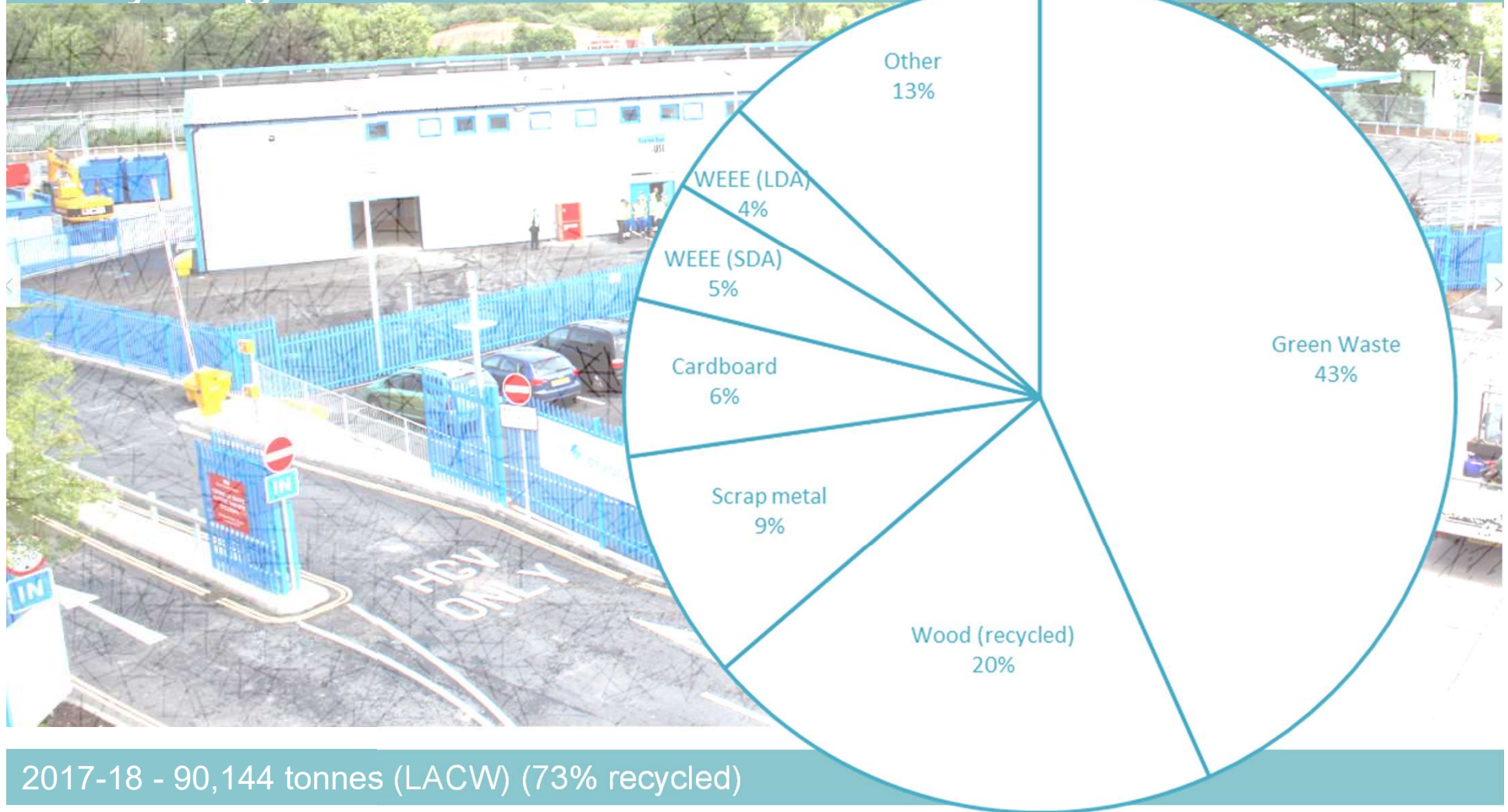


# Recycling Centres in Devon



Devon Authorities Strategic Waste Committee

# Recycling Centres in Devon



2017-18 - 90,144 tonnes (LACW) (73% recycled)

**Other** (13%) includes: Fridges, plastic, glass, reuse, textiles, TVs, paper, inert, batteries, oil, tyres, tetra pack, fluorescent tubes, cans.

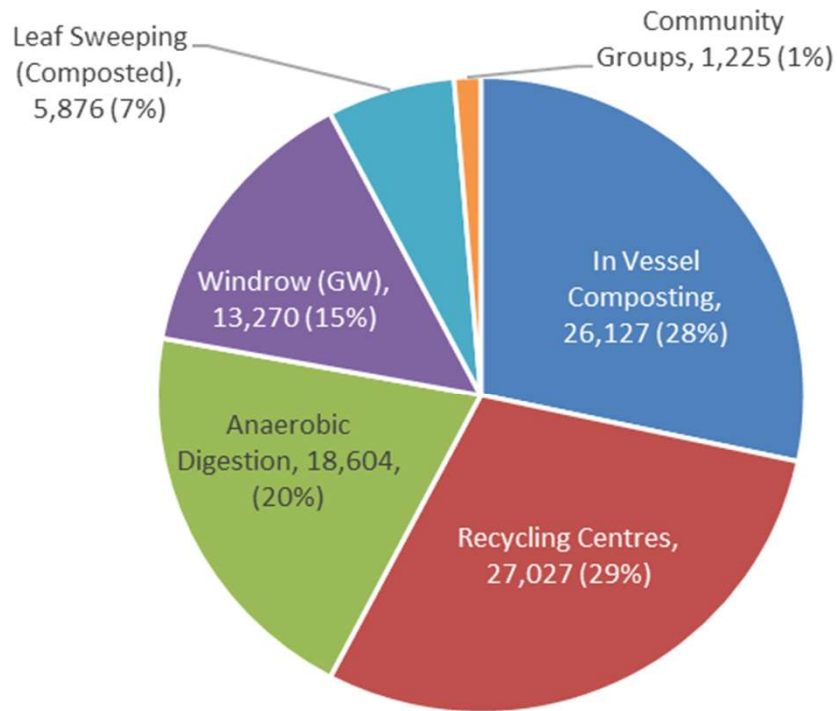
# Organic Waste Management

- Garden waste
- Mixed food and garden waste
- Separate food waste
- Compostable street sweepings

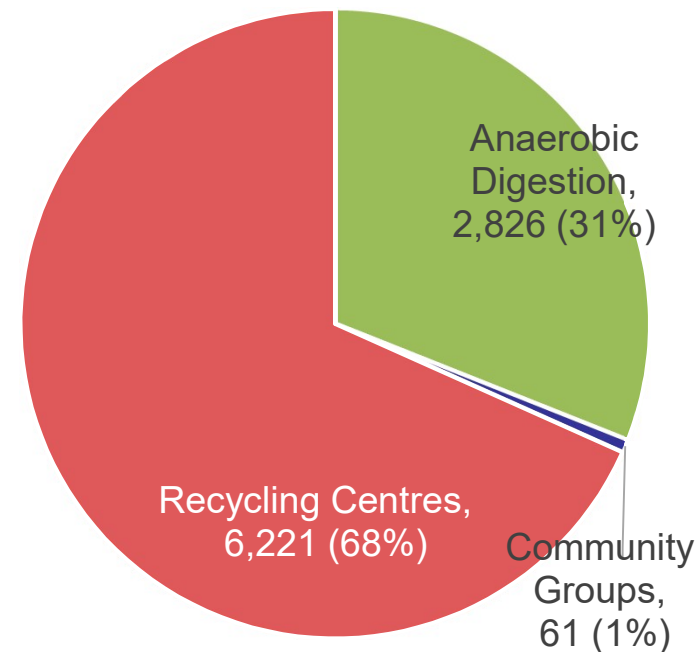


# Organic Waste Processing in Devon and Torbay (2017/18)

Devon



Torbay

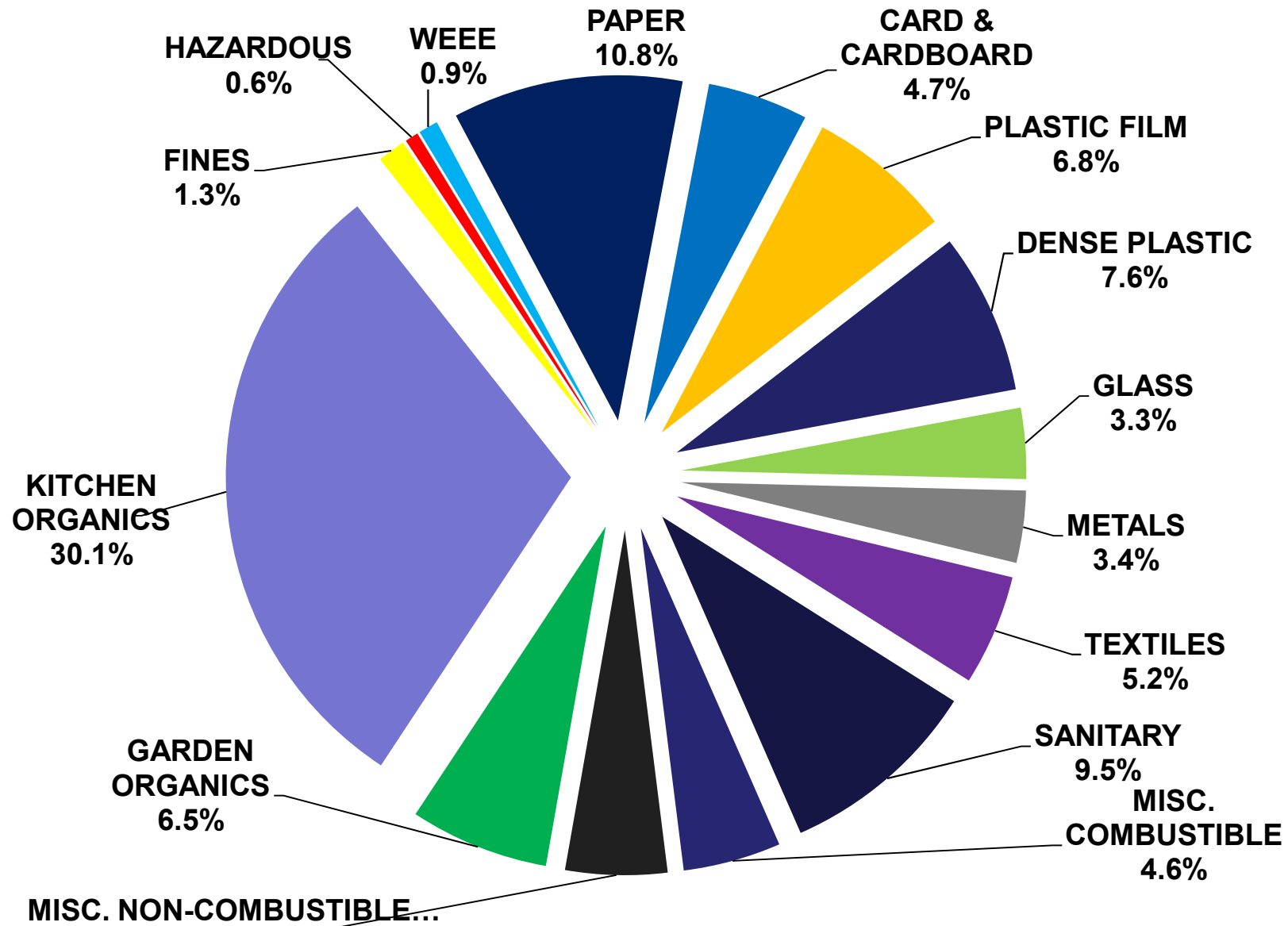


# Anaerobic Digestion

- Commercial plants
- Holsworthy and Bridgwater
- 22,000 tonnes of food waste per annum
- Produce electricity and PAS110 compost
- More separate food waste collections planned



# Devon Residual Bin Contents 2017



## Recent Findings

- 40.8% of the contents of the residual bin were found to be recyclable, the major material being food waste.
- This is the equivalent of 56,000 tonnes of materials. If all Devon householders recycled all of this material, the recycling rate would rise to 71%.
- The cost of the 56,000 tonnes going for disposal instead of recycling is approximately £6.7 million. In addition, the potential loss of income from the lost materials (glass, paper, card, metal, textiles and plastic) was more than £1 million.

# Demand Management – Behavioural Change



Waste awareness and education campaigns

- Roadshows
- Press articles
- Advertising
- Social media
- Waste & Recycling Advisors



Devon Authorities Strategic Waste Committee



# Recycle Devon

- **Recycledevon.org**  
119,000 visitors last year
- **Facebook**  
Nearly 12,000 followers 7 Million+ reach
- **Twitter**  
Nearly 2,000 followers  
3 Million+ impressions



Devon Authorities Strategic Waste Committee

# Waste and Recycling Advisors in Devon 2017/2018




**Waste & Recycling Advisors**




Devon Authorities Strategic Waste Committee

# Food waste prevention

What's your **Guilty Food Waste Secret?**




Confess your sin for your chance to **win** a **Smarter FridgeCam** to prevent food waste and become guilt free




[recycledevon.org/guiltyfoodwaste](http://recycledevon.org/guiltyfoodwaste)

**Food Waste Film**






**LOVE FOOD HATE WASTE**

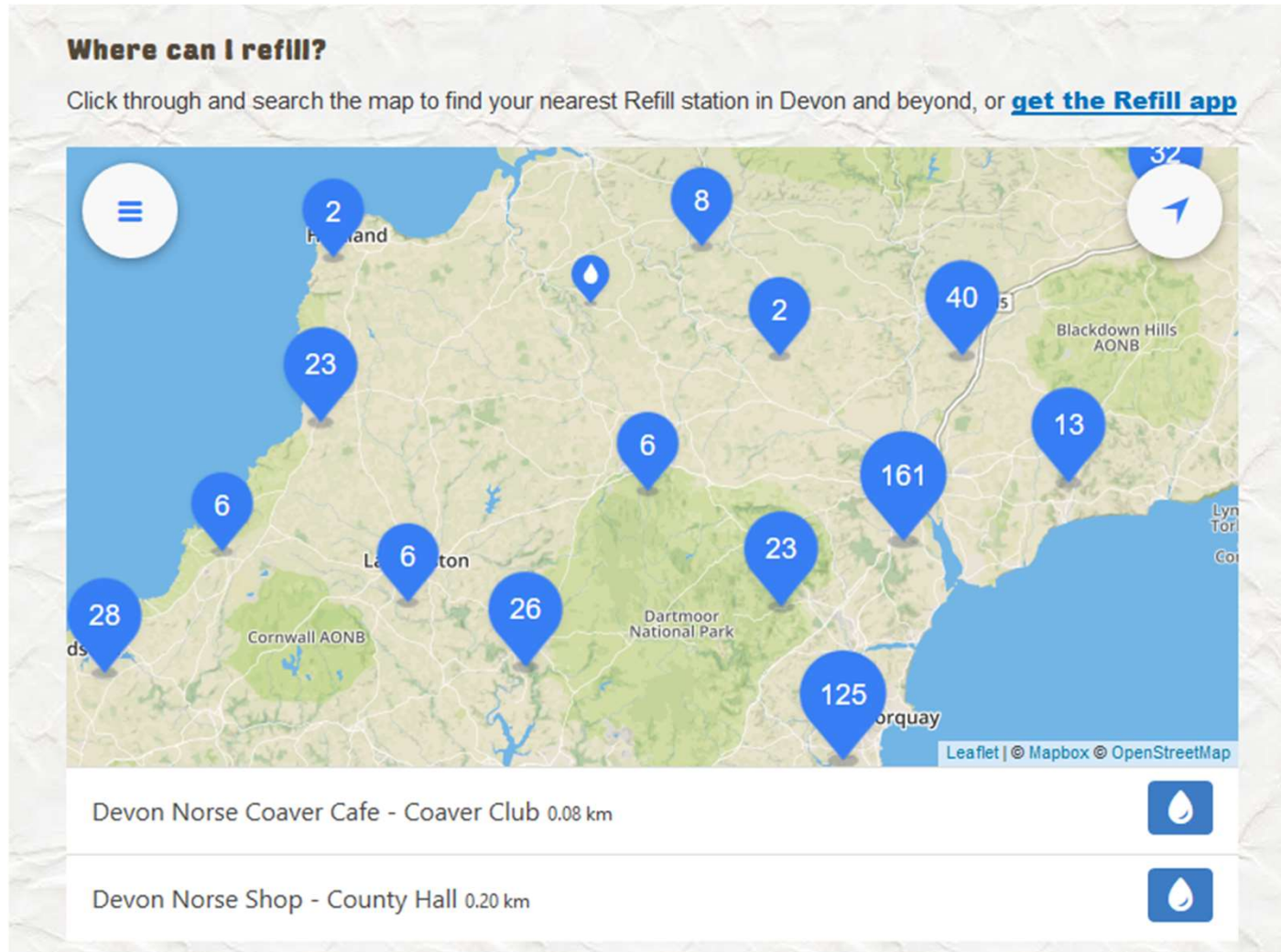


Follow the steps below to take **£700 off your food bill**

Research shows that everyone throws away more food than they think they do. Nearly half of what is thrown away is fresh fruit and vegetables, bread, dairy produce, rice and pasta. Some of the common reasons are buying too much in the first place, not storing things properly so they go off quickly, not eating things in time and cooking too much, especially things like pasta and rice. Whatever food you love, these handy tips can help you waste less and save you money (up to £700 for a family with children).

 <p><b>Why Save Food?</b> "Your food isn't rubbish" find out why you should save it here...</p>	 <p><b>Save money</b> Five little wins to save money and reduce food waste.</p>	 <p><b>What You Can Do</b> Keeping food out of the bin is</p>
---	--	--

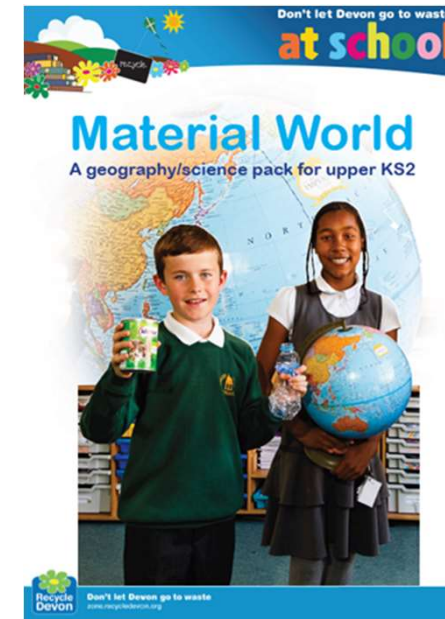
# Refill – National Refill Day TODAY!!!



Devon Authorities Strategic Waste Committee

# Waste Education in Schools

- Assemblies
- Curriculum linked workshops
- Teaching resources
- School Community Events
- Trips to waste management facilities
- Zone Website
- Videos



Devon Authorities Strategic Waste Committee

<b>2017-18 Academic Year</b>		
Workshops	Pupils	5,042
	Adults	364
	Total	5,406
Audits	Pupils	204
	Adults	16
	Total	220
Assemblies	Pupils	3,856
	Adults	225
	Total	4,081
Community events	Pupils	248
	Adults	137
	Total	385
Meetings Pupils	Pupils	68
	Adults	53
	Total	121
Trips to waste management facilities	Pupils	482
	Adults	48
	Total	530
Teacher training	Adults	12
	<b>Total</b>	<b>10,755</b>

# Waste Education Programme Statistics

## Examples of good practice – 2017/18

- Uffculme Academy Trust**  
 Increased their recycling and composting rate from 11% to 84% and saved £644.60 a year by changing their bins.
- Totnes St John's C of E Primary School**  
 Increased their recycling and composting rate from 37% to 81%.



# Community Action Groups (CAG) Devon



## Community Action Groups (CAG Devon)

Provide groups in Mid Devon & Teignbridge areas with:-

- Support with fundraising
- Insurance
- media & publicity
- training & skill sharing
- seed funding for new groups monitoring tools
- Networking, case studies and inspiration

Devon Authorities Strategic Waste Committee

# Devon Re-use Project



## Objectives

- Reuse/Repair workshops
- Community Re-use Loan Kits
  - Clothes Swaps
  - Give & Take days
- Website/Devon Online Re-use Directory
- Reuse Week
- Reuse drop of points at HWRCs
- Devon Upcycling day – 29th June 2019



# The Big Fix



Broken toys?  
Faulty laptop?  
Toaster not working?  
Chair with a wobbly leg?  
Wonky zip?

*The* **BIG FIX**

Come and help us by bringing your broken things to the Big Fix!

**SAT 23 FEBRUARY 2019**  
10am - 4pm  
Belmont Chapel, Exeter, EX1 2DB

The Big Fix is a Repair Café where volunteers fix your things for free and you can enjoy a cuppa.

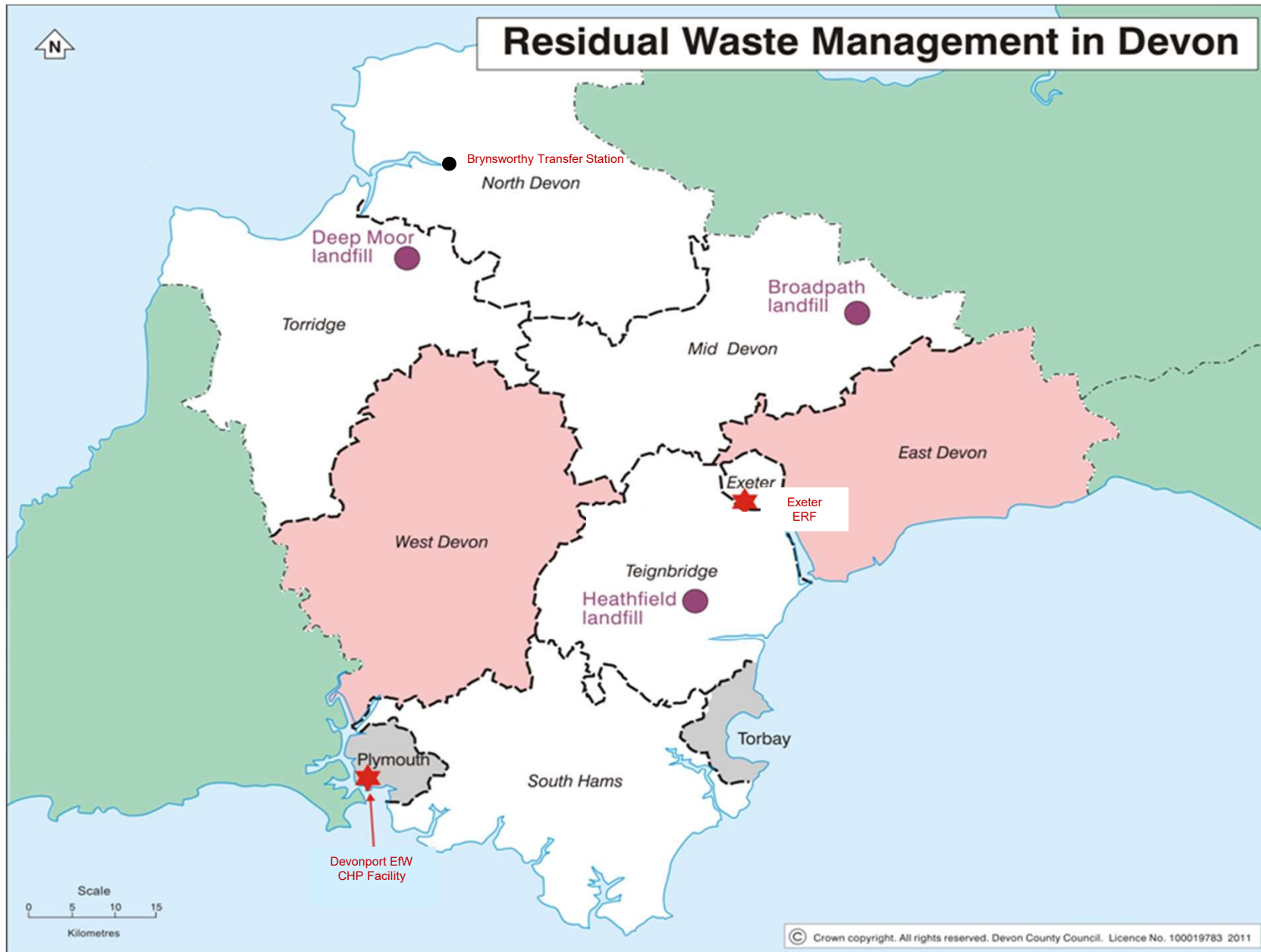
We'll be attempting to break the record for the biggest number of items EVER fixed - with volunteers from across Devon.

For full details about how it works visit: [recycledevon.org/events/the-big-fix](http://recycledevon.org/events/the-big-fix)



- 268 items repaired in 6.5 hours – a new UK record!
- 38 menders from 6 of the current 9 Devon repair cafes took part
- Over 800 people attended
- 50% increase in attendance at regular repair cafes
- Working to co-ordinate a national 'Big Fix' day next year – 15<sup>th</sup> February 2020

# Residual Waste Management in Devon



# Energy Recovery

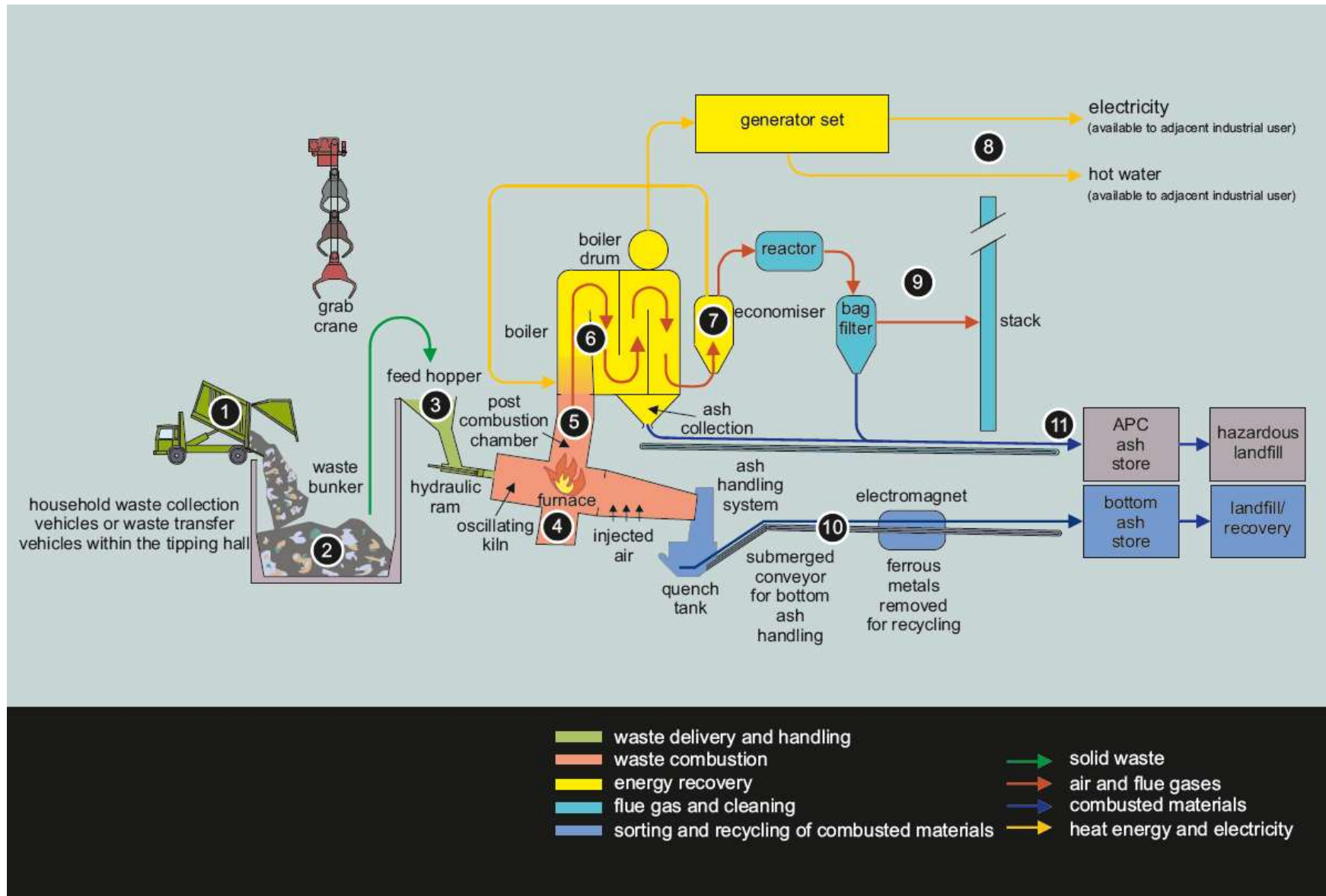
- Exeter Energy Recovery Facility (ERF) – July 2014
- Devonport EfW Combined Heat & Power Facility, Plymouth – September 2015
- North Devon / Torridge residual waste contract – Feb 2019
- Over 150,000 tonnes per annum of residual waste diverted from landfill

# Exeter Energy Recovery Facility (ERF)



- 60,000t per annum
- Opened in 2014
- £46m capital cost
- Accepts waste from Exeter and surrounding area
- 30 year contract with Viridor
- Generates electricity for circa 5,000 homes
- Operated by Cyclerval under an Environmental Permit issued by the EA

# The Process



# Combuster Leaving France

30 metres long, 86.5 tonnes!



Devon Authorities Strategic Waste Committee

# Devonport EfW Combined Heat and Power Facility, Plymouth



Devon Authorities Strategic Waste Committee

# The Site Location





# South West Devon Waste Partnership (SWDWP)

- Established in 2008 to deliver a residual waste solution for south west Devon
- Formal Partnership between Devon County Council, Torbay Council and Plymouth City Council
- PFI credits of £95m to support the project
- 25 year contract awarded to MVV Umwelt

Devon Authorities Strategic Waste Committee

# Plant Operations

- Approx 245,000 tonnes per annum including C&I waste
- 97% diversion from landfill
- Circa £200m capital cost
- Export of steam and electricity to the Dockyard



# Energy Generation

- Gross Electricity 26MW
- Net: 22.5-23.5MW
- Average export when CHP operating: 18MW
- Efficiency: With CHP, 48.8% (one of the leading facilities in Europe)



# North Devon & Torrridge Residual Waste Contract

- 10 year contract with Suez
- Circa 40,000 tonnes per annum
- Bulked up at Brynsworthy Transfer Station, Barnstaple
- Processed at Suez ERFs in Cornwall or Avonmouth



# Landfill in Devon

- Only around 10,000 tonnes per annum of LACW now sent to landfill
- Broadpath will be closing and Heathfield will be reopening
- Some landfill capacity will always be required
- Legacy of closed landfill sites



# Resources and Waste Strategy

Published 18 December 2018

Goal is for England to move to a more circular economy, which keeps resources in use for longer.

Strategy focuses on known problems.

- Sustainable consumption and production – move to circular economy
- Single use plastics.
- Householder confusion.
- Food waste.
- 4 consultations published on 18<sup>th</sup> February – 12 week consultation period



# Resources and Waste Strategy – Strategic Ambitions



- All plastic packaging placed on the market being recyclable, reusable or compostable by 2025
- Eliminate food waste to landfill by 2030
- Eliminate avoidable plastic waste over 25 years
- Double resource productivity by 2050
- Eliminate avoidable waste of all kinds by 2050

# Consultation on Reforming the UK Packaging Producer Responsibility System



## Consultation on reforming the UK packaging producer responsibility system

February 2019

- All 4 UK Nation Governments
- Full net cost recovery for all packaging funded by producers
- Local Authorities would have their costs met for both collection, recycling and disposal of all packaging
- Common set of packaging types – card, metal, plastic, glass & food/drink cartons
- Targets set for each packaging material
- Improved labelling for consumers – recyclable/non-recyclable
- 4 Governance models proposed
- DASWC supported single not for profit producer scheme



# Consultation on Consistency in Household and Business Recycling Collections in England



Consultation on consistency in household and business recycling collections in England

February 2019

- Core set of dry recyclables from the kerbside
- Separate weekly food waste collections
- Free garden waste collections
- Multi-stream collections to improve quality; standardised bin colours & sizes
- Statutory guidance / minimum collection standards – fortnightly residual collections
- Improved communications with householders
- Partnership working
- Improving end markets for recyclates
- Non binding performance indicators
- Collecting business waste similarly to household waste

Devon Authorities Strategic Waste Committee

# Consultation on Introducing a Deposit Return Scheme in England, Wales and Northern Ireland



## Consultation on introducing a Deposit Return Scheme in England, Wales and Northern Ireland

February 2019

- Includes all drinks containers (glass bottles, metal cans, plastic bottles and disposable coffee cups) except for milk and milk substitute products
- Deposit added at point of purchase – 20p proposed in Scotland
- Containers returned via in-store takeback or Reverse Vending Machines
- Managed by Deposit Management Organisation (DMO)
- Funded by producers
- All in or on-the-go (less than 750ml) – potential impact on LA kerbside recycling collections
- Could this be delayed until after EPR and consistency?

# Consultation on Plastic Packaging Tax

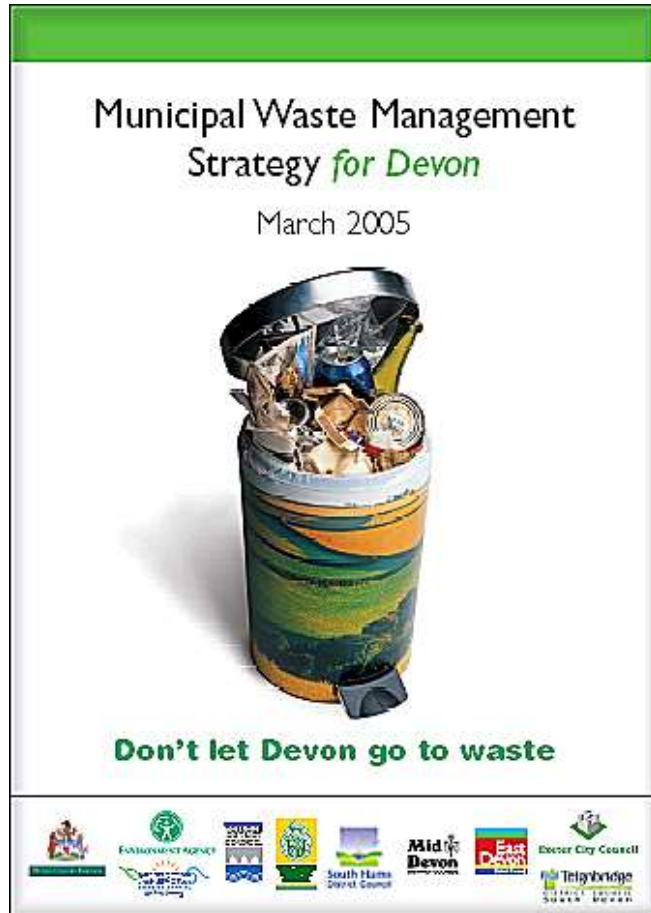


Plastic packaging tax:  
consultation

- Budget 2018 announced world leading new tax from April 2022 to encourage more recycled plastic to be used in plastic packaging
- Subject to consultation tax will be applied to plastic packaging with less than 30% recycled plastic
- Proposed to apply at point of production on packaging or at point of import
- Not directly relevant to LAs

February 2019

# Next Steps



- Summary of initial consultations published later this year
- Further consultations and draft regulations published in 2020
- Plastics Tax implemented 2022 and EPR/DRS proposals in 2023
- Could potentially fundamentally change how we are funded & our roles in the future
- A new Devon Resources and Waste Strategy to be developed



**Any questions?**

Devon Authorities Strategic Waste Committee